**OWNER'S MANUAL**

This manual will show you how to use and care for your FUJI GX680 Professional correctly. Please follow the instructions carefully.

**English (Pages 10 - 23)**

See illustrations while you read this manual.

**Bedienungsanleitung**

Diese Anleitung enthält alles, was Sie über die Bedienung und Pflege Ihrer FUJI GX680 Professional wissen müssen. Lesen Sie die Anleitung bitte aufmerksam durch.

**Deutsch (Seite 24 - 38)**

Orientieren Sie sich beim Durchlesen dieser Anleitung bitte an den Abbildungen.

**MODE D'EMPLOI**

Cette brochure est destinée à vous documenter sur l'utilisation et l'entretien de votre FUJI GX680 Professional. Veuillez lire attentivement ces explications.

**Français (Pages 39 - 54)**

Se reporter aux illustrations en lisant le mode d'emploi.

**MANUAL DE INSTRUCCIONES**

Este manual le explica cómo utilizar y cuidar correctamente su FUJI GX680 Professional. Sírvase seguir atentamente las instrucciones.

**Español (Página 55 - 70)**

Consulte las ilustraciones mientras lee este manual.



NAMES OF PARTS/BEZEICHNUNG DER TEILE/NOMENCLATURE/NOMENCLATURA

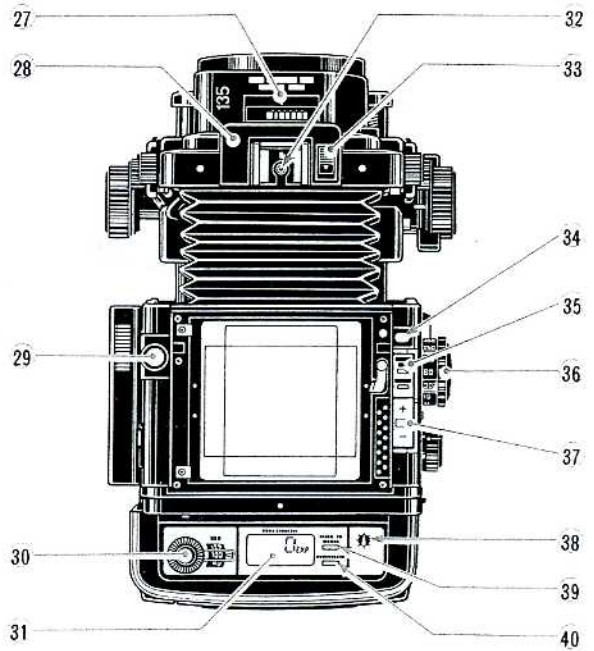
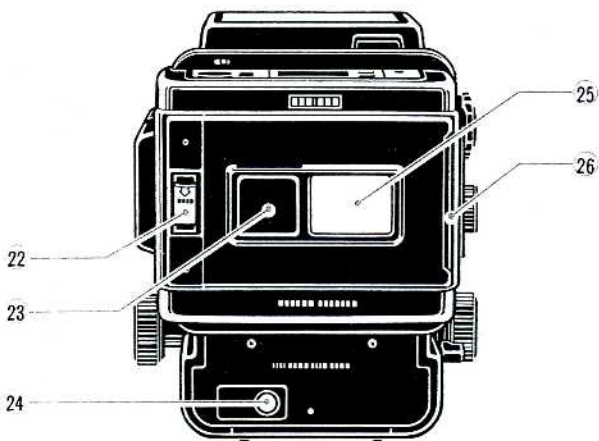
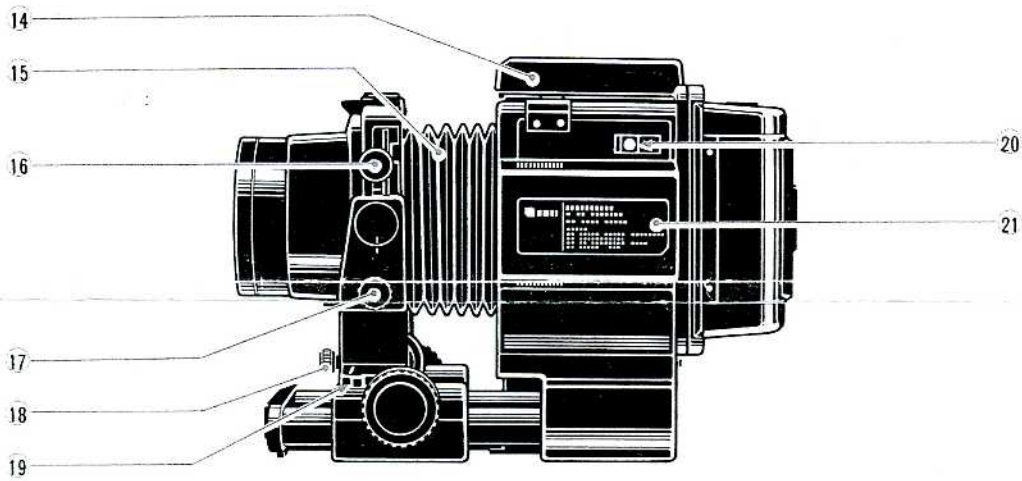
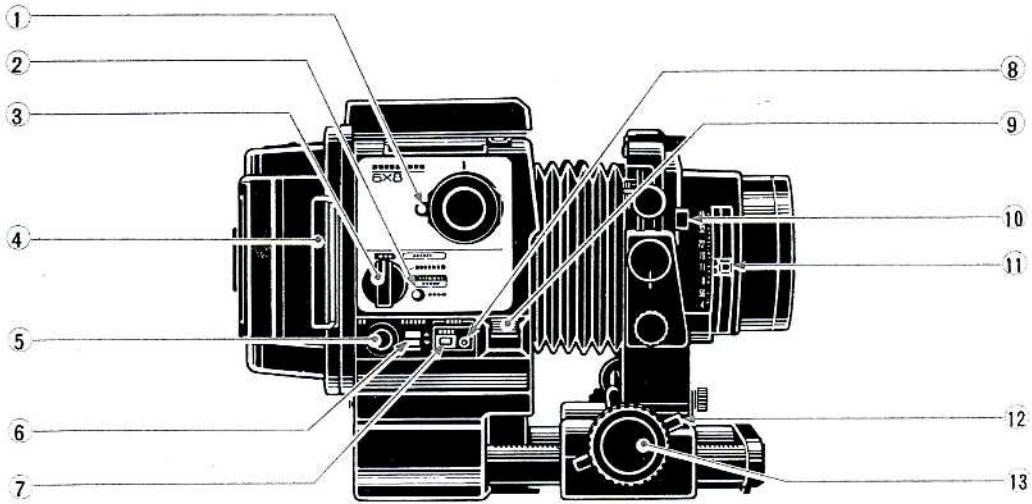




Fig. 1

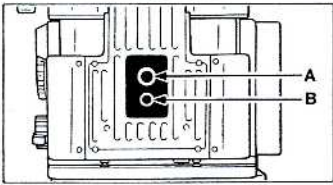


Fig. 2

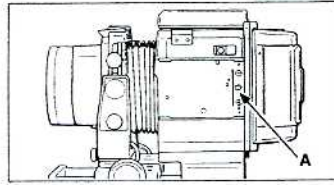


Fig. 3

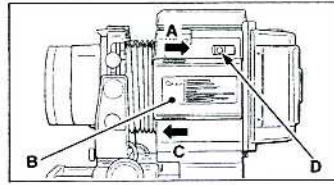


Fig. 4

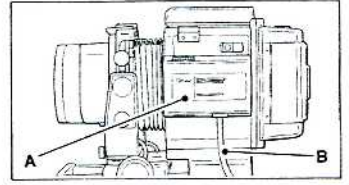


Fig. 9

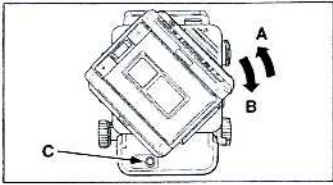


Fig. 10

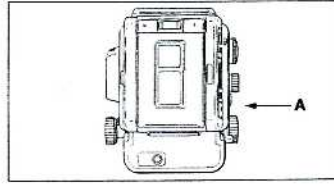


Fig. 11

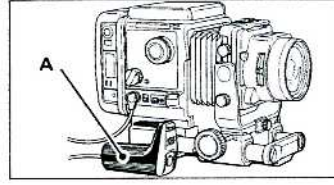


Fig. 12

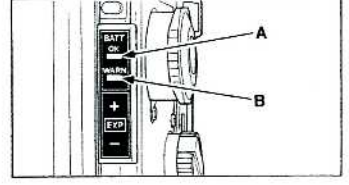


Fig. 17

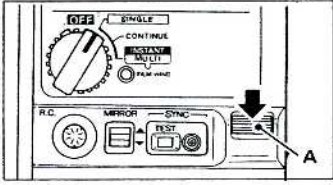


Fig. 18

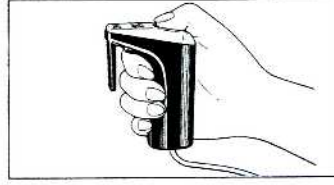


Fig. 19

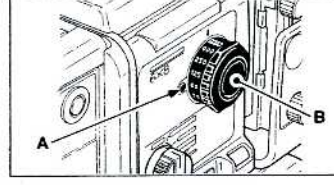


Fig. 20

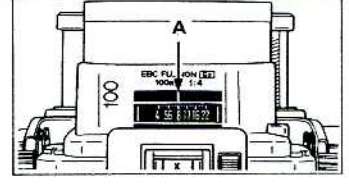


Fig. 25

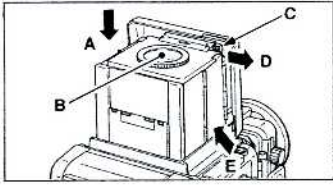


Fig. 26

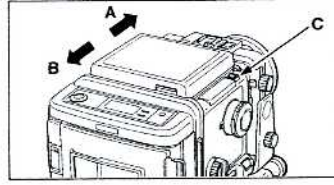


Fig. 27

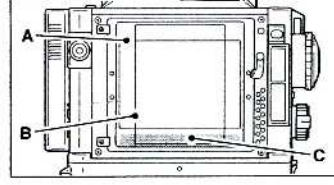


Fig. 28

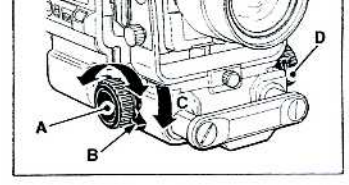


Fig. 33

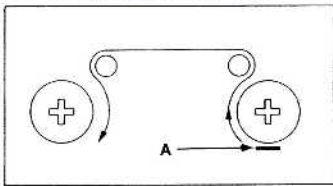


Fig. 34




Fig. 35

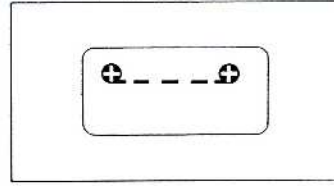


Fig. 36




Fig. 41

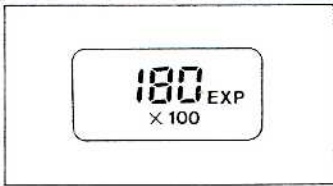


Fig. 42




Fig. 43

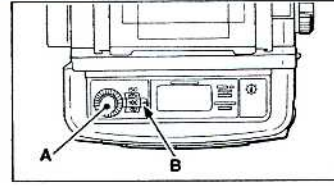


Fig. 44

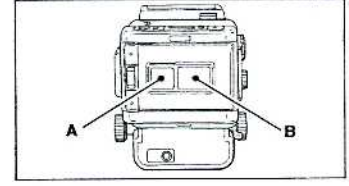


Fig. 49

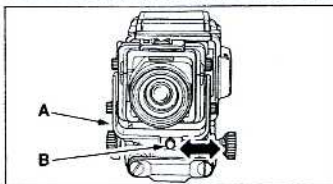


Fig. 50

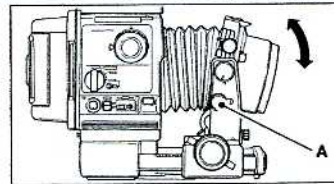


Fig. 51

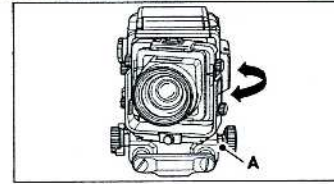
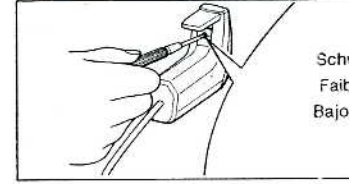


Fig. 52



Low (Off)  
Schwach (Aus)  
Faible (Coupé)  
Bajo (Apagado)

Fig. 56

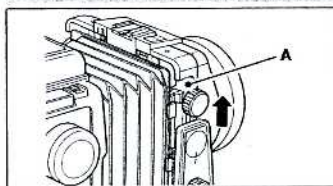


Fig. 57

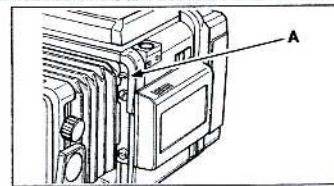


Fig. 58

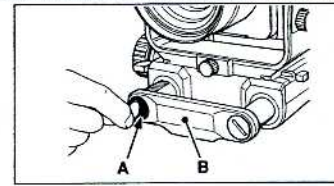


Fig. 59

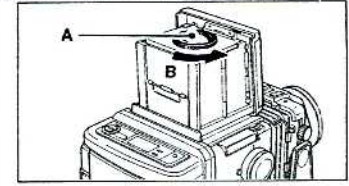




Fig. 5

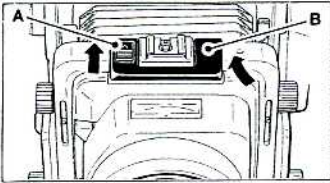


Fig. 6

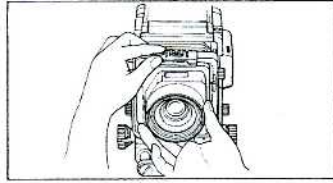


Fig. 7

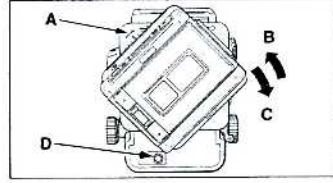


Fig. 8

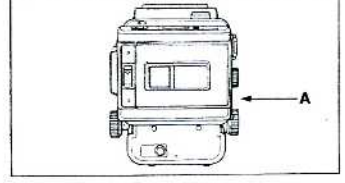


Fig. 13

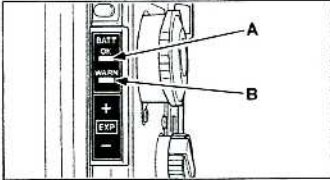


Fig. 14

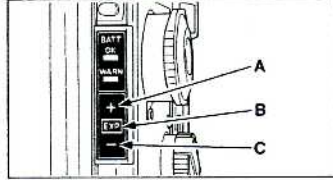


Fig. 15

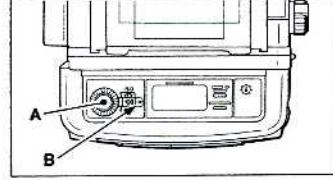


Fig. 16

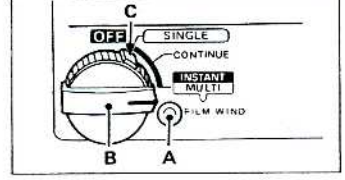


Fig. 21

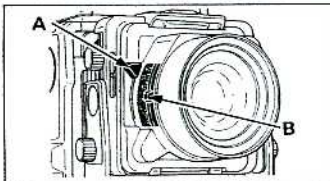


Fig. 22

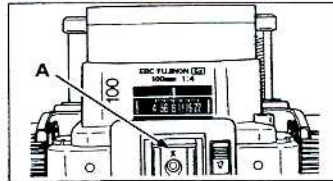


Fig. 23

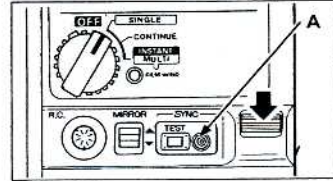


Fig. 24

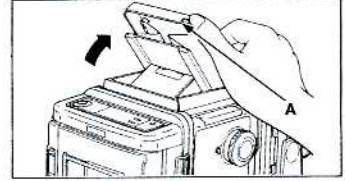


Fig. 29

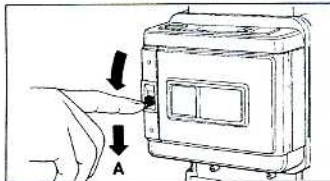


Fig. 30

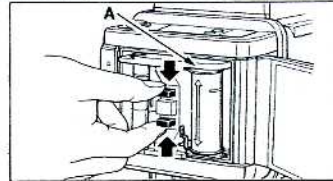


Fig. 31

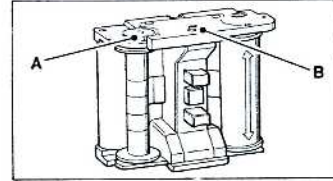


Fig. 32

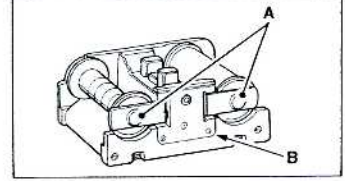


Fig. 37




Fig. 38




Fig. 39




Fig. 40

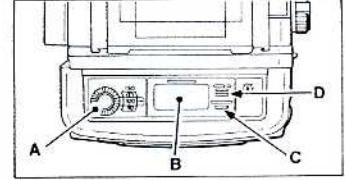


Fig. 45

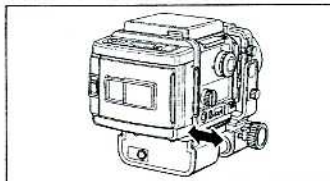


Fig. 46

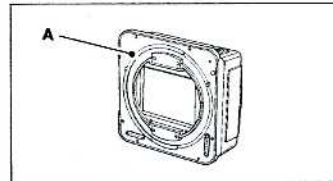


Fig. 47




Fig. 48

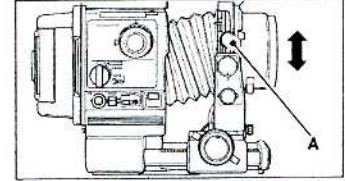


Fig. 52

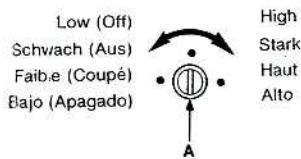


Fig. 53

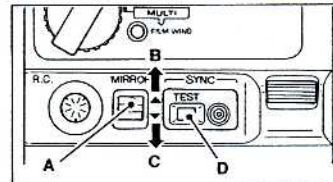


Fig. 54

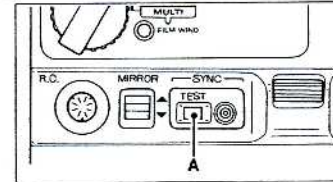


Fig. 55

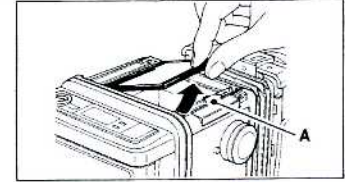


Fig. 60

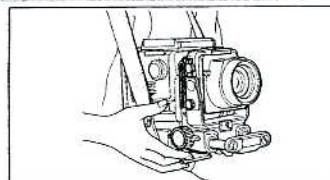


Fig. 61

